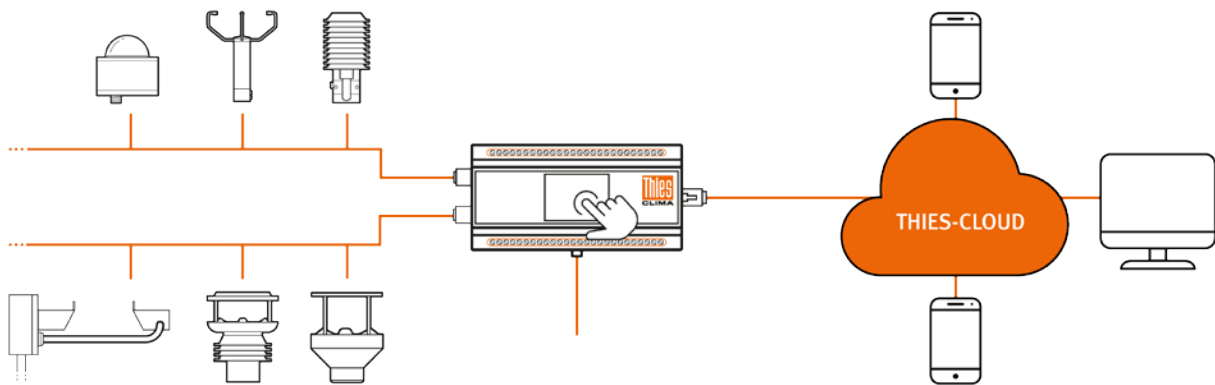


THIES CLOUD + CUMULUS APP

First Steps – Start Up

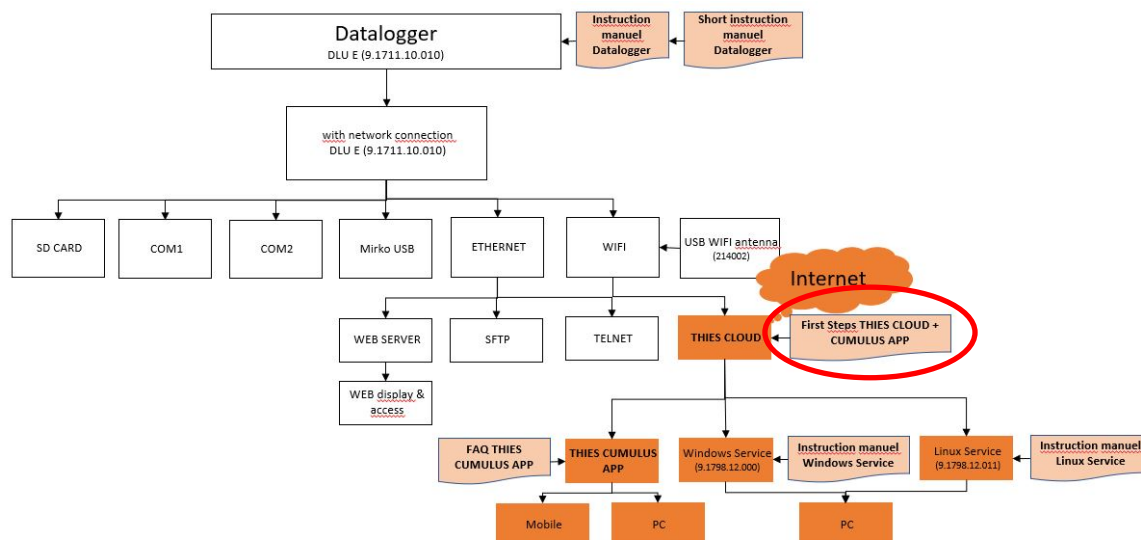
9.1780.00.000



Dok. No. 021932/08/21

THE WORLD OF WEATHER DATA

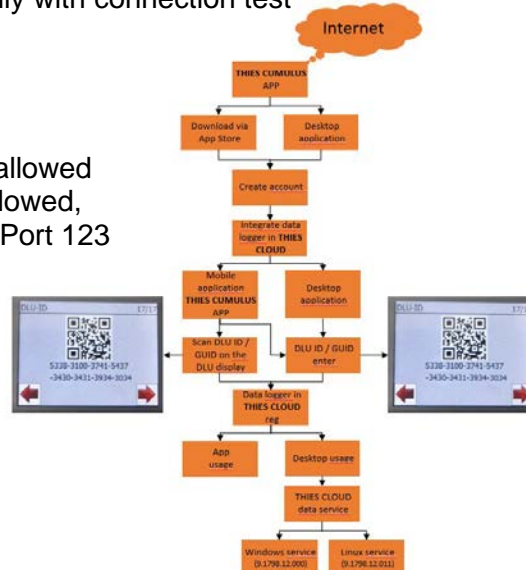
You have the option of operating the DLU E data logger in different ways. The following illustration is intended to provide an overview, further information can be found in the instruction manuals and other documents. This description covers the First Steps THIES CLOUD application with CUMULUS APP.



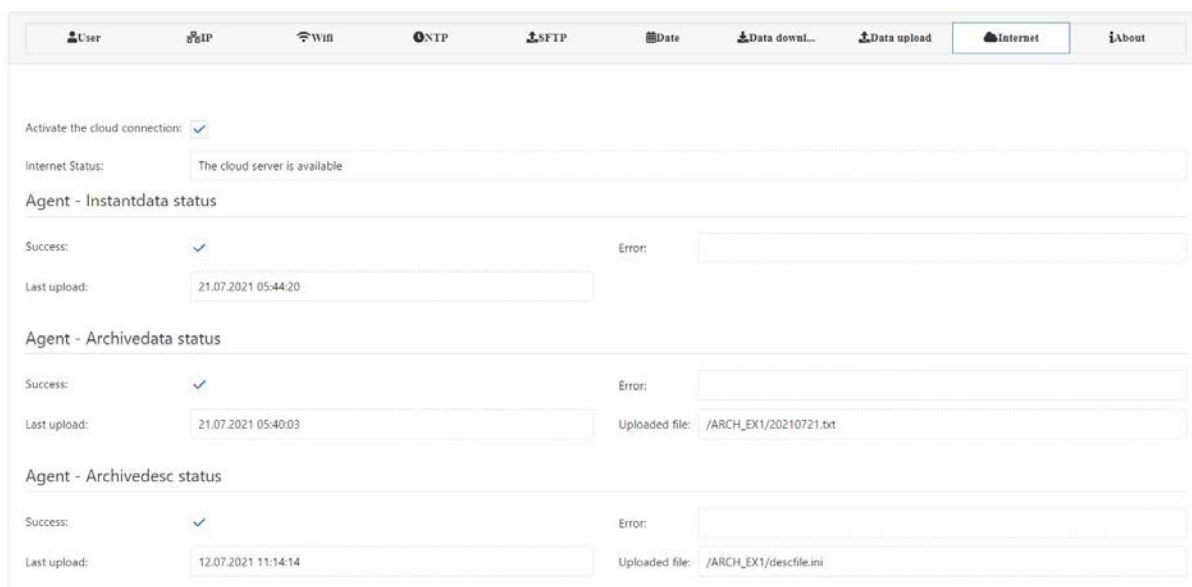
1 Requirements

The customer's communication technology must allow access to the following URLs / addresses / ports in order to ensure smooth commissioning and use:

- Datalogger DLU-E put into operation successfully with connection test
- <http://deb.debian.org/>
- <http://repos.rcn-ee.com/>
- <https://www.thiescloud.com>
- Port 443
- Sending ping on www.thiescloud.com must be allowed
- Access to NTP time synchronization must be allowed, address: de.pool.ntp.org or at.pool.ntp.org with Port 123
- Internet access



To connect a DLU to the cloud, it must be ensured that the DLU is connected to the Internet and that communication is successful. The status of the data transmission of the DLU can be checked in the DLU settings area of the DLU WEB page. The steps for calling up the DLU WEB page can be found in the documents "short instructions fur use" and "instructions for use" for the data logger.



The screenshot shows the 'Internet' tab of the DLU WEB page. At the top, there is a navigation bar with icons for User, IP, WiFi, NTP, SFTP, Date, Data download, Data upload, Internet (selected), and About. Below the navigation bar, the 'Activate the cloud connection' checkbox is checked. The 'Internet Status' field displays 'The cloud server is available'. There are three sections for agent status:




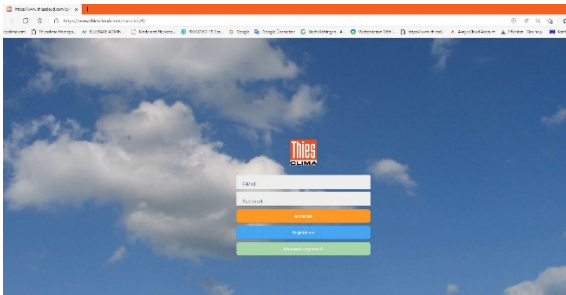
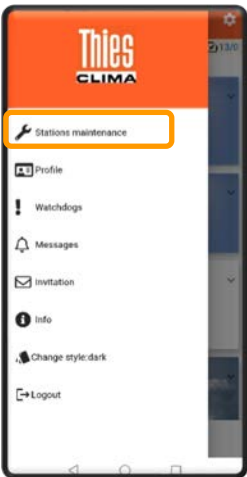
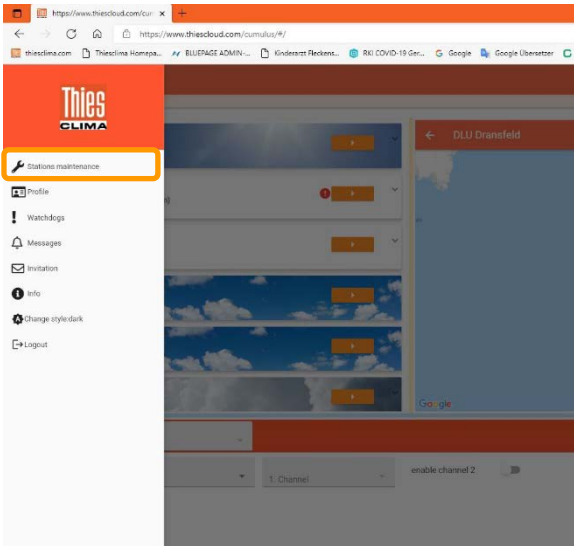
- Agent - Instantdata status:** Success: ; Error: ; Last upload: 21.07.2021 05:44:20
- Agent - Archivedata status:** Success: ; Error: ; Last upload: 21.07.2021 05:40:03; Uploaded file: /ARCH_EX1/20210721.txt
- Agent - Archivedesc status:** Success: ; Error: ; Last upload: 12.07.2021 11:14:14; Uploaded file: /ARCH_EX1/descfile.ini

The following conditions are required for operation with the cloud:

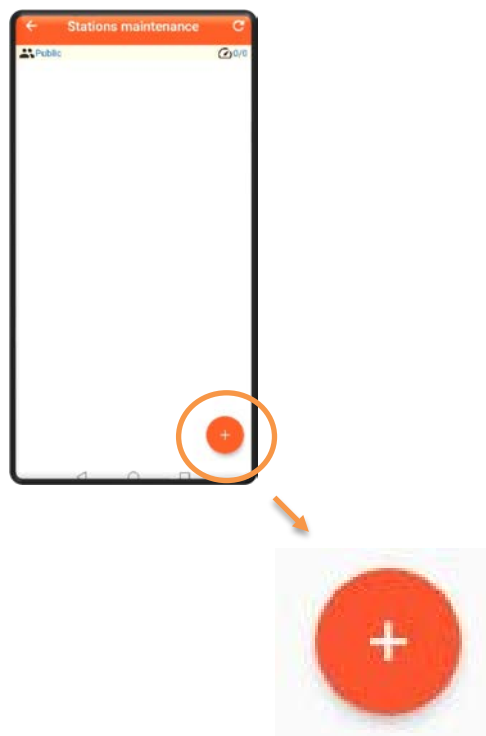
- The check mark for "Activate cloud connection" must be set
- The displayed date / time under "Agent - Instantdata status" should not be older than one minute
- The displayed date / time under "Agent - Archivedata status" should not be older than 20 minutes

After the DLU has started, it can take up to 20 minutes for the displayed date / time information to synchronize.

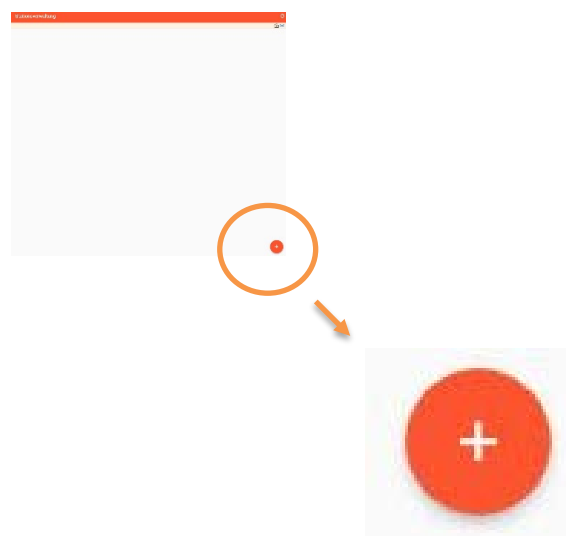
2 First Steps

No	Smartphone applikation	PC applikation
1.	<p>THIES CUMULUS APP install via</p> <div style="display: flex; justify-content: space-around; align-items: center;">   </div>	<p>THIES CUMULUS APP via browser:</p> <p>https://www.thiescloud.com/cumulus</p>
2.	<p>Create an account and register</p>	<p>Create an account and register</p>
3.	<p>Log into the THIES CUMULUS APP.</p> <div style="text-align: center;">  </div>	<p>Log into the THIES CUMULUS APP via browser.</p> <div style="text-align: center;">  </div>
4.	<p>Open the Stations maintenance</p> <div style="text-align: center;">  </div>	<p>Open the Stations maintenance</p> <div style="text-align: center;">  </div>

5. Register a new device (data logger or measuring device) with the + button

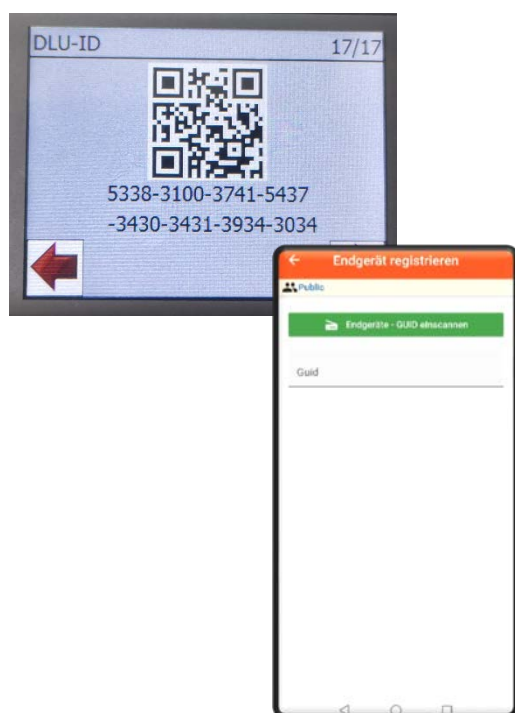


Register a new device (data logger or measuring device) with the + button




6. Scan or enter the DLU ID / GUID on the DLU E display

Display 17 at the DLU E Datenlogger:



Enter the DLU ID / GUID on the DLU E display

Display 17 at the DLU E Datenlogger:



- | | | |
|----|--|--|
| 7. | DLU E data logger registered in the THIES CLOUD | DLU E data logger registered in the THIES CLOUD |
| 8. | Use the APP with a smartphone. | Use the APP with a PC. |

3 More Information

Further information can be found in the FAQ THIES CUMULUS APP, First Steps Start-Up DLU and Instruction for Use. These documents are available for download under the following links.

FAQ THIES CUMULUS APP

https://www.thiesclima.com/db/dnl/9.1780.00.000_Thies_Cumulus_App_FAQ_en.pdf

First Steps Start-Up DLU

https://www.thiesclima.com/db/dnl/9.1711.10.010_Datalogger-DLU_FirstSteps_Start-Up.eng.pdf

Instruction for Use

https://www.thiesclima.com/db/dnl/9.1711.10.0x0_Datalogger-DLU_eng.pdf

**Please contact us for your system requirements.
We advise you gladly.**

ADOLF THIES GMBH & CO. KG

Meteorologie und Umweltmesstechnik
Hauptstraße 76 · 37083 Göttingen · Germany
Tel. +49 551 79001-0 · Fax +49 551 79001-65
info@thiesclima.com



www.thiesclima.com